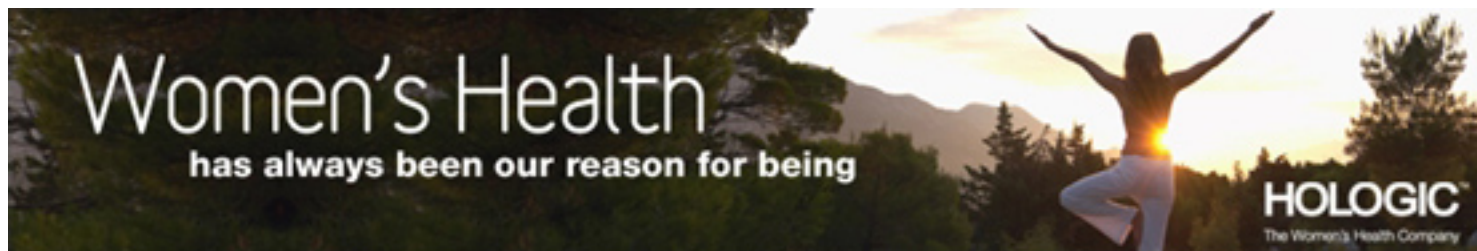


[If you have trouble reading this e-mail, please click here.](#)



## [ FACT ]

**New Quantra™ breast density tool is accurate, easy to use, reproducible and correlates well with lifestyle and demographic data.**

[Read more](#)

## **Tomosynthesis\* and FFDM Sites With a Passion for Delivering the Latest in Breast Cancer Diagnosis and Treatment to Women**


The adoption of new technologies depends on whether patients and their healthcare providers find them acceptable.

### NEW TECHNOLOGIES

## **SecurView® DX Diagnostic Workstation Software Streamlines Workflow, Improves Radiologist Productivity**



The Hologic SecurView workstation is the most popular platform for review of digital mammography images in the U.S. market . Now radiologists may review breast images from any modality in concert with review of mammography images. The ability to define the orientation and sequence of views in an exam, what radiologists call hanging protocols, can now be defined for different modalities, and the workstation workflow keypad has been integrated with the



This special collection of eight recently published articles examines the experiences of sites big and small that are bringing the latest in breast tomosynthesis and digital mammography technologies to their patients.

[Download PDF](#)

multimodality viewer to allow for more efficient review of cases.

[Read more](#)

## Introducing Breast Tomosynthesis into Clinical Practice: Initial Findings

### SPOTLIGHT ON CUSTOMER SITE

#### Digital Screening Mammography Comes to India

With the addition of digital technology, the Chennai Breast Care Center became the first private clinic in India to offer breast imaging services. It was a decision based on passion, not business.




*Dr. Selvi, an oncoplastic breast surgeon and director of the Chennai Breast Care Center, says the Hologic MultiCare Platinum breast biopsy table is very user-friendly and very easy-to-use*

After evaluating all available digital technology, the Chennai Breast Care Center chose Hologic's Selenia® digital mammography system and MultiCare® Platinum prone breast biopsy table.

For women with a history of pain during mammograms, the Center offers Hologic's MammoPad® breast cushion, which eliminates discomfort by providing a softer surface between the woman and the mammography system.

[Read more](#)



Breast tomosynthesis systems have been in research and clinical studies for a number of years. In 2008, the first commercial breast tomosynthesis system, Selenia® Dimensions® was introduced commercially in the European community and other countries by Hologic. The purpose of this paper is to summarize the tomosynthesis clinical results that have been published or publicly presented as an aide to clinicians in determining how best to incorporate tomosynthesis into their daily practice.

[Read whitepaper](#)

### HOLOGIC IN THE NEWS

#### Hologic Opens Office, Training, and Service Center in Hong Kong

Asia Pacific sales, product support, training, R&D, logistics, health sciences education and service for all Hologic businesses will be coordinated from the new facility. The state-of-the-art Hong Kong center complements similar Hologic facilities in the U.S. and Europe.

[Read more](#)

\* Digital breast tomosynthesis is approved in the European Community and other parts of the world and is awaiting FDA approval in the United States.

---

To unsubscribe from AuntMinnie special e-mail broadcasts:

- Click [here](#) to go to the E-mail Options page.
- Un-check the *Breaking News* option.
- Click the Continue button on the bottom of the page.

If you don't remember your MemberID or password:

- Click [here](#) to go to the *password request* page.
- Enter your MemberID (if known) or your e-mail address.
- Choose *Continue*. to have your MemberID and password e-mailed to you.

---

▲ ADVERT I SEMENT ▲



▲ ADVERT I SEMENT ▲

---